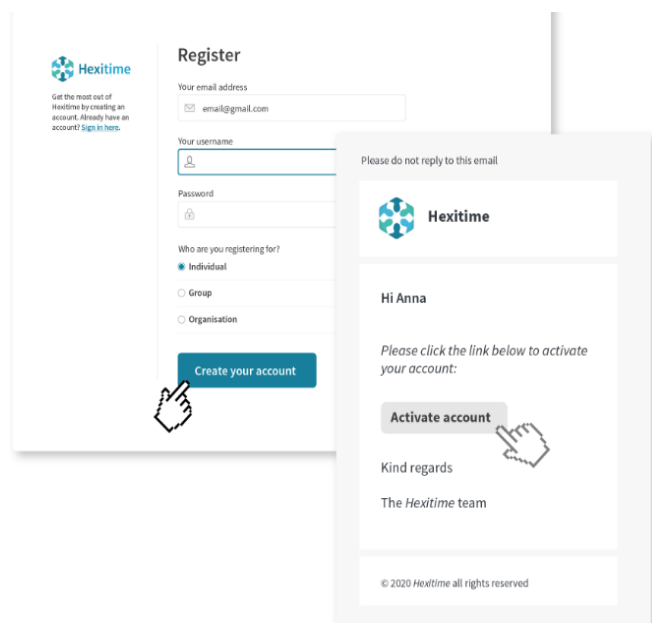


Getting Started with Hexitime: INHSU EMCR Collaboration



The image shows the Hexitime registration process. On the left is the 'Register' form with fields for email address (example: email@gmail.com), username, password, and a selection for 'Who are you registering for?' (Individual, Group, Organisation). A 'Create your account' button is at the bottom. On the right is a sample email titled 'Please do not reply to this email' from Hexitime. It says 'Hi Anna' and provides an 'Activate account' link. A hand cursor is shown clicking the button in the email.

STEP 1 – Register for Hexitime

Create your Hexitime account [here](#) by filling in some basic details like your email address and password

You'll receive an email with a verification link. Click on this link to set up your account.

STEP 2 – Explore the INHSU EMCR grand challenges

Explore the pages for the four INHSU EMCR Grand Challenges by following the links below:

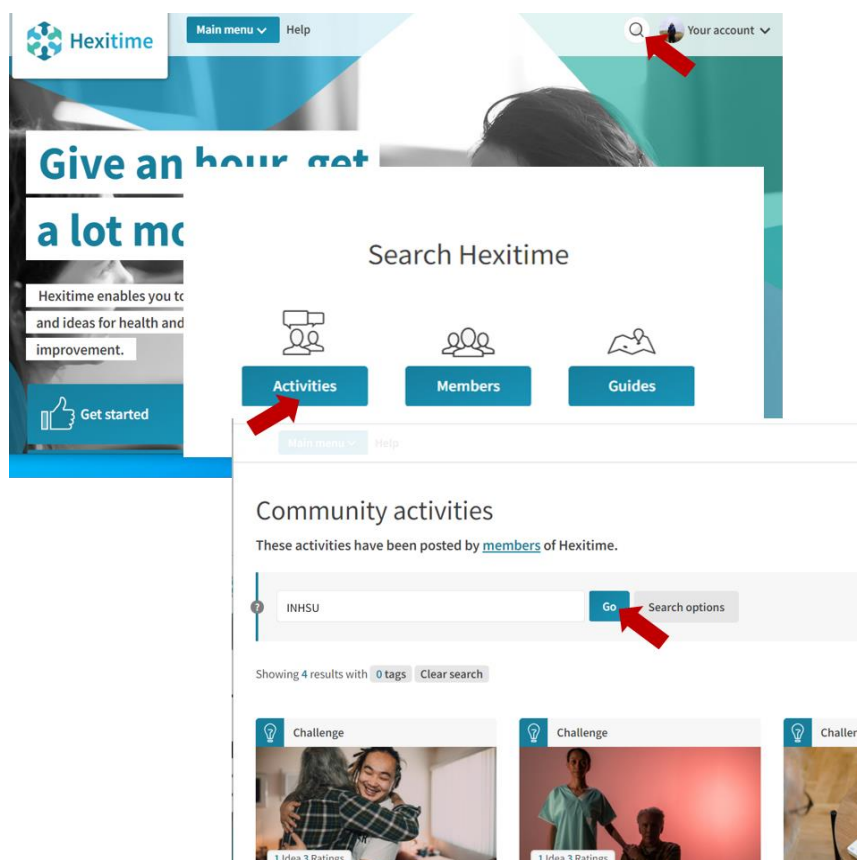
Challenge 1: [Community and research coordination](#)

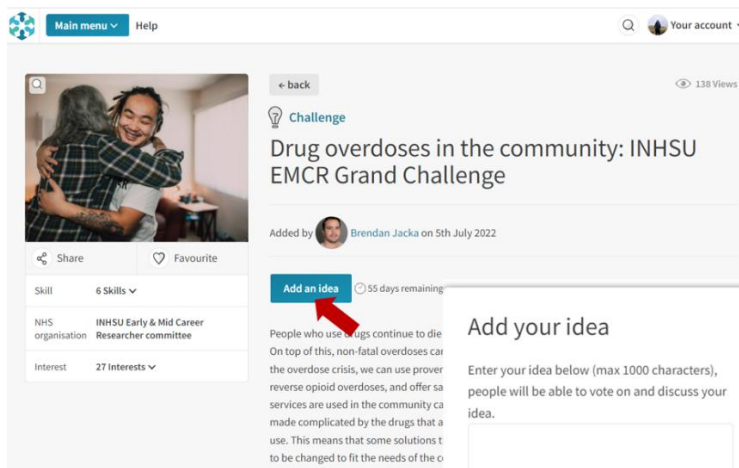
Challenge 2: [HCV care pathway design and implementation](#)

Challenge 3: [HCV reinfection](#)

Challenge 4: [Drug overdoses in the community](#)

Or you can search in 'Activities'.





STEP 3 – Get involved

You can share your own suggestions or ideas by clicking 'Add an idea'.

Read, endorse and add replies to ideas posted by others by scrolling to the bottom of the page.

3 Ratings

9 replies

Brendan Jacka | 2 days ago

That's a great idea. Bringing ideas from other settings or that can address more than one challenge is really interesting. I wonder if there are other emergency situations—like cardiac arrest—that could be models for community overdose prevention/response

Post a reply

Reply

STEP 4 – join a Project Team

Project Teams are where the fun continues: these private spaces have options for chatrooms, sharing documents using Google Drive, and planning tasks. Within Project Teams, you can move your idea towards a finished product – and our EMCR team will be there with you. Join Project Teams using the links below:

Challenge 1: [Project Team for Community and research coordination](#)

Challenge 2: [Project Team for HCV care pathway design and implementation](#)

Challenge 3: [Project Team for HCV reinfection](#)

Challenge 4: [Project Team for Drug overdoses in the community](#)

For more information on the Hexitime platform, please see their guides:

Click the link below to learn more about signing up to the Hexitime time bank:
<https://hexitime.com/getting-started>

Click the link below to watch a video on how Hexitime works:
<https://vimeo.com/328126379>